



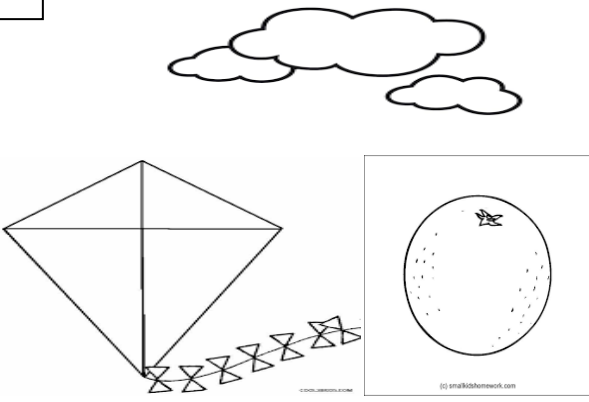

DAV PUBLIC SCHOOL, GOKULPUR, PAKUR (JHARKHAND)
HOME ASSIGNMENT CUM PROJECT WORK

CLASS: LKG

SUB: English

FM: 50

1. Colour the pictures that begins with the sound given in the box. 4*2=8

<p>N</p> 	<p>P</p> 
<p>O</p> 	<p>R</p> 

2. Draw a flower around odd letter

4*1=4

b	b	b	d	b	
n	n	h	n	n	n
e	e	e	e	a	
l	l	l	l	i	
i					





3. Write the letter sound from;

4*3=12

- i) N : ii) P iii) R iv) S

4. Identify and write their names:

4*4=16

i)		ii)	
iii)		iv)	

5. Project Work

10

Make a colorful greeting card (Diwali Special)

DAV PUBLIC SCHOOL, GOKULPUR, PAKUR (JHARKHAND)








HOME ASSIGNMENT CUM PROJECT WORK

CLASS: LKG

SUB: MATHS

FM: 50

1. Match each hen to an egg. Which group has more objects? Tick (✓) (1)



2. Match the following.

- i. FIVE
- ii. SEVEN
- iii. NINE
- iv. FOUR

$(4 * 2 = 8)$

- a. 0000
- b. 000000000
- c. 00000
- d. 0000000

3. Write the Number names:

- a. 6
- b. 8
- c. 11
- d. 15

4. Write backward counting:

(4*4=16)

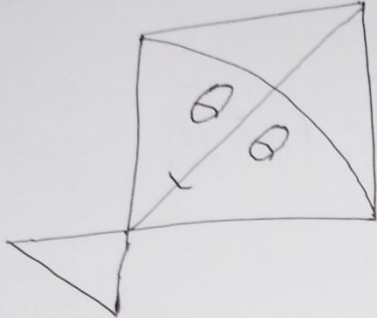



10	20	30	40

5. PROJECT WORK

CUT AND PASTE. (WITH COLOUR PAPER) THE SHAPE OF:

- a. Square
- b. Triangle
- c. Circle
- d. Rectangle
- e. Cone

1. चित्रों में रंग चारि और सही अक्षर पर जोला लगाइए 4x1=4

	
प फ व स स	प फ व स स
	
प फ व स स	प फ व स स

2. समान अक्षर पहचान कर जोला लगाइए: 4x2=8

क	प	च	के	त	न	क
थ	घ	र	प	थ	व	न
र	न	अ	र	ग	र	च
ल	व	ल	क	न	त	ल

3. स्वर वर्ण लिखें: $4 \times 3 = 12$

1. अ — इ — उ — ।

2. ई — ऊ — ऐ — ।

3. ऋ — ए — औ — ।

4. ओ — अं — ।

4. तीन अक्षर वाले शब्द लिखें: $4 \times 4 = 16$

i) प →

ii) क →

iii) न →

iv) श →

5. परिभाषना कार्य : 10

* रंगीन एवं सुन्दर 'दीपक' सजाकर
लाएँ।