

DAV PUBLIC SCHOOL, GOKULPUR PAKUR (JH)

HOME ASSIGNMENT CUM PROJECT WORK

DEEPAWALI & CHHATH VACATION

CLASS: UKG

SUB: English


FM 40+10=50

Name:- _____

Roll No:- _____

1. See the picture and write the name.

4



2. Write the correct word to complete the phrase.

2

(A) A Bun. (big ; hot ; wet)

(B) A Tub. (mat ; red ; mug)

3. Write two sentences using ' and'

2

4. Write 2 seasons name.

2

5. Write 2 birds name

2

6. Write 3 living things.

3

7. Write 3 non-living things. 3

8. Write the new words formed when written from back to front letters. 3

Pat`- tap

a. Top-.....

b. Gum-

c. Net-

9. Write 3 days name. 3

10. Write 4 vehicles name. 4

a. Rewrite the phrase in the correct form. 4

b. a sun hot

c. big a hut.....

d. a pup pet

e. Cup red a

11. Write 4 lines on 'My self' 8

.....
.....
.....
.....

PROJECT WORK 10

Paste the picture of different parts of plants on chart paper.

डी० ए० वी० पब्लिक स्कूल, गोकुलपुर, पाकुड़ (झारखण्ड)
गृहकार्य सह परियोजना कार्य

कक्षा – यूकेजी

विषय – हिन्दी

पूर्णाङ्क -50

Name:- _____

Roll No:- _____

१. शब्दों को सही कर लिखें 4
(क) खटनट - _____ (ख) गअजर _____ (ग) उपनव _____ (घ) कहटल _____

२. तीन अक्षर वाले ३ शब्द लिखें। 3

३. ए(०) की मात्रा वाले ३ शब्द लिखें। 3

४. तीन जानवरों के नाम लिखें। 3

५. अ से अः तक लिखें। 5

अ _____ आ _____ ई _____ ऊ _____ ऋ _____ ऐ _____ औ _____ अः

६. सही अक्षरों को जोड़कर नया शब्द बनाएँ। 4

अह, अज, बर, कस]

(क) _____ रत (ख) _____ तन (ग) _____ गर (घ) _____ रक

७. ४ महीनों के नाम लिखें। 4

८. शब्द से शब्द मिलाकर नया शब्द बनाएँ।

6

थर

कस

अद

मस

सर

रक

९. वाक्य बनाएं।

8

(क) पेड़ _____

(ख) जलेबी _____

(ग) शेर _____

(घ) मेला _____

१०. परियोजनाकार्य -

10

पांच फूलों के चित्र, चार्ट पेपर पर बनाकर रंग भरे

DAV PUBLIC SCHOOL, GOKULPUR PAKUR (JH)

HOME ASSIGNMENT CUM PROJECT WORK [DEEPAWALI & CHHATH VACATION]

CLASS UKG

SUB: MATHS

FM 40+10=50

Name:- _____

Roll No:- _____

1. What comes after? 4

{a} 16 {c}28....

{b} 37.... {d}50....

2. Write number name 2

{a} 48-

{b}27-

3. put (>) or (<) 2

{a}78....34

{b}49....12

4. Write the missing number 2

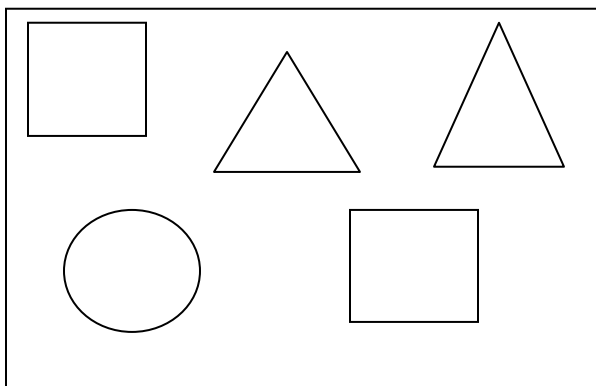
11 _ - _ 14 _ - _

5. What comes in between? 2

(A) 15 _ 17

(B) 38 _ 40

6. Count how many squares are there and color them 4



7. Draw the shape of the following

3

(a) Cube

(b) cylinder

8. Write the table of 7

4

9. Write number name of the following

3

(a) 40.....

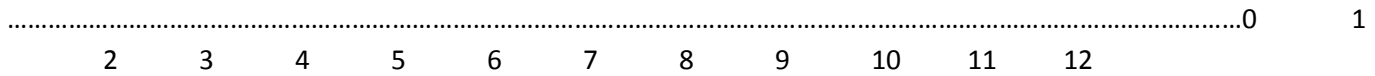
(b) 56.....

(c) 68.....

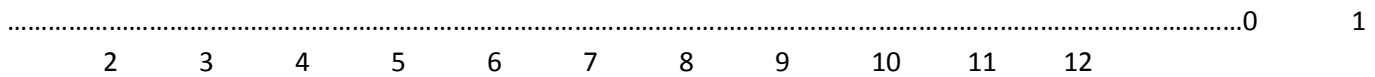
(10) Use number line to solve

4

$10 - 2 = \underline{\quad}$



$9 + 3 = \underline{\quad}$



(11) Solve the following

4

$$\begin{array}{r} 33 \\ + 24 \\ \hline \square \end{array}$$

$$\begin{array}{r} 50 \\ + 16 \\ \hline \square \end{array}$$

(12) Write in figures 101-120

6

PROJECT WORK;

10

PASTE 5 DIFFERENT SHAPES ON CHART PAPER